




SIERRA - PLAN M2790A3S-1R

Total Area: 3012 sq. ft.
Garage Area: 745 sq. ft.
Garage Area: 745 sq. ft.
Garage Size: 3
Stories: 2
Bedrooms: 4
Full Baths: 3
Half Baths: 1
Width: 48'-6"
Depth: 63'-2"
Height: 33'-0"
Foundation: Crawl Space






SIERRA - PLAN M2790A3S-1R

MAIN FLOOR






SIERRA - PLAN M2790A3S-1R

UPPER FLOOR





SIERRA - PLAN M2790A3S-1R

PLAN DETAILS

Area Summary

Foundation Type

Area Summary

Total Area: 3012 sq. ft.
Main Floor: 1289 sq. ft.
Upper Floor: 1723 sq. ft.
Garage Floor: 745 sq. ft.

General Information

Stories: 2
Width: 48'-6"
Depth: 63'-2"
Height: 33'-0"

Architectural Style

Craftsman
Shingle
Traditional

Number of Rooms

Bedrooms: 4
Full Baths: 3
Half Baths: 1

Garage

Garage Size: 3
Garage Door Location: Side

Roof Pitches

Primary: 8:12

Wall Heights

Main: 9'-0"
Upper: 8'-0"
3rd Floor: 0'-0"
Lower: 0'-0"

Foundation Type

Crawl Space

Roof Framing

Trusses

Floor Load

Live (lbs): 40 PSF
Dead (lbs): 10 PSF

Roof Load

Live (lbs): 25 PSF
Dead (lbs): 15 PSF
Wind: 85 MPH

Design Features

- Bonus Space @ Upper Floor
- Den/Office
- Laundry Room @ Upper Floor
- Living & Family Room
- Master Bedroom @ Upper Floor Rear
- View Lot - Rear